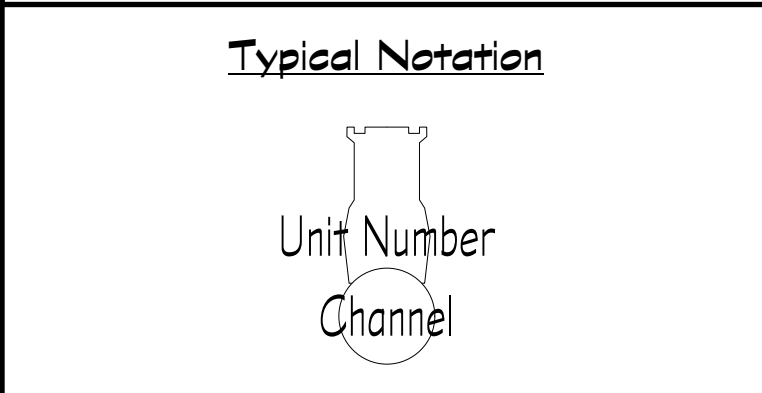


Key to Instrumentation

Symbol	Description	Count
[Symbol]	ETC Source 4 18deg #75 W	13
[Symbol]	ETC Source 4 18deg #750 W	8
[Symbol]	ETC Source 4 26deg #75 W	19
[Symbol]	ETC Source 4 36deg #75 W	46
[Symbol]	ETC Source 4 50deg #75 W	28
[Symbol]	ETC Source 4 70deg #75 W	2
[Symbol]	ETC Source 4 70deg #750 W	2
[Symbol]	6' Fres #750 W	6
[Symbol]	ETC Source4 Fresnel #750 W	17
[Symbol]	Chauvet Rogue R1 Wash #61 W	6
[Symbol]	Altman Spectra Cyc 100 #100W	12
[Symbol]	ETC ColorSource PAR Wide Oval #90 W	6
[Symbol]	ETC ColorSource PAR Wide Round #90 W	5
[Symbol]	ETC ColorSource PAR Medium Oval #90 W	1
[Symbol]	ETC ColorSource PAR Round #90 W	9
[Symbol]	SFX INSTRUMENT Lok Solutions Unique 2.1 #1500 W	2



- General Notes**
- 1) MEASUREMENTS MADE FROM CENTER OF PIPE UNLESS OTHERWISE NOTED
 - 2) ALL ALTMAN SPECTRA CYC FIXTURES YOKE UP 180DEG - FACING UPWARDS TOWARDS GRD
 - 3) ALL UNITS ARE TO HAVE APPROPRIATE FOCUS SLACK AND APPROPRIATE SAFETY HARDWARE
 - 4) PLEASE HAVE SPARE R119 & R132 AVAILABLE AT FOCUS
 - 5) ALL TAILDOWNS STIFFENED TO GRD
 - 6) ALL SIDE-ARMED OVERHEAD UNITS HUNG 1' FROM SIDEARM CLAMP
 - 7) INDIVIDUAL GRD SQUARE DIMENSIONS 3'0" X 3'0"
 - 8) ALL FROST SHOULD BE PLACED ON THE INSIDE OF THE LIGHT

THIS DRAWING REPRESENTS DESIGN INTENT, VISUAL CONCEPTS, AND CONSTRUCTION SUGGESTIONS ONLY. IT DOES NOT REPLACE THE KNOWLEDGE AND ADVICE OF A LICENSED STRUCTURAL ENGINEER.

THE DESIGNER IS UNQUALIFIED TO DETERMINE STRUCTURAL APPROPRIATENESS OF THIS DESIGN AND WILL NOT ASSUME RESPONSIBILITY FOR IMPROPER ENGINEERING, IMPLEMENTATION, OR HANDLING OF THE ELEMENTS OF THIS DESIGN.

THE IMPLEMENTATION OF THIS DESIGN MUST COMPLY WITH THE MOST STRINGENT APPLICABLE FEDERAL AND LOCAL SAFETY AND FIRE CODES.

No.	Date	By	Revision Notes
1.	09/24/24	EM	PRELIMINARY
2.	09/28/24	EM	PRELIMINARY
3.1	10/08/24	EM	FINAL

1340 Maggowan Hall, UCLA
235 Charles E Young Dr E
Los Angeles, CA 90025

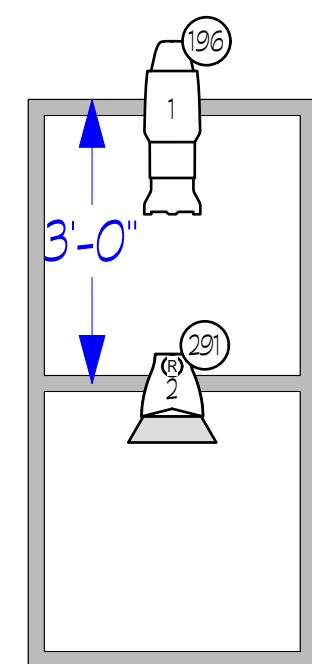
The Courage to Right A Woman's Wrongs
Directed By: Michael Hockett
Lighting Design By: Em Moore
+1 (415) 450 5788

OVERHEAD GROUNDPLAN

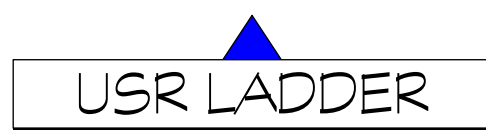
Project Manager	Project ID
Christina Vacciano	The Courage to Right A Woman's Wrongs
Drawn By	Scale
Em Moore	1/2" = 1'-0"
Reviewed By	Sheet No.
Nik Alsay	1
Date	Sheet Count
1/25/2026	4

1 OVERHEAD GROUNDPLAN
Scale: 1/2" = 1'-0"

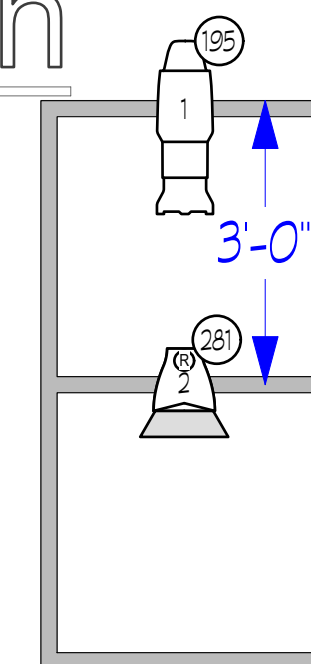
NOTE:
TRIM: +15'-03"



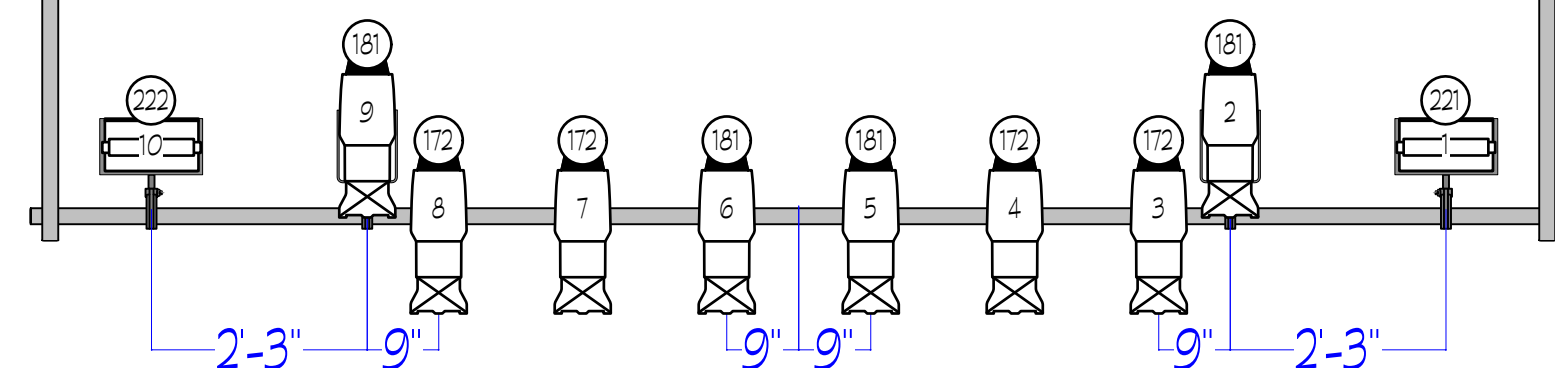
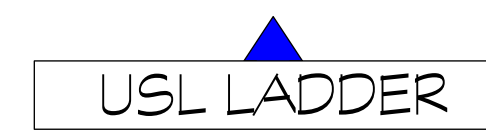
NOTE:
DIRECTLY UNDER M-PIPE
TOP PIPE TRIM: +15'-03"



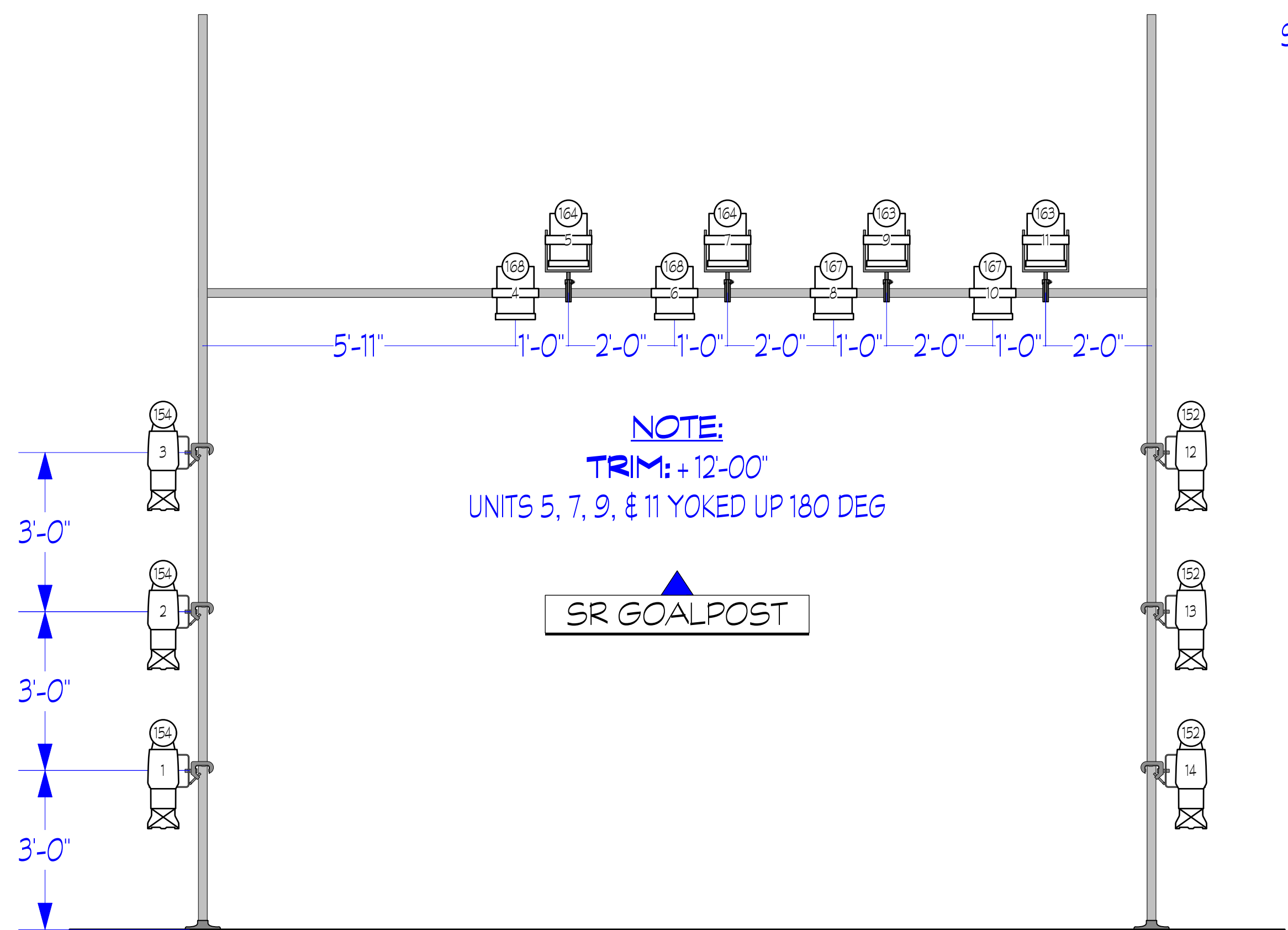

NOTE:
TRIM: +15'-03"



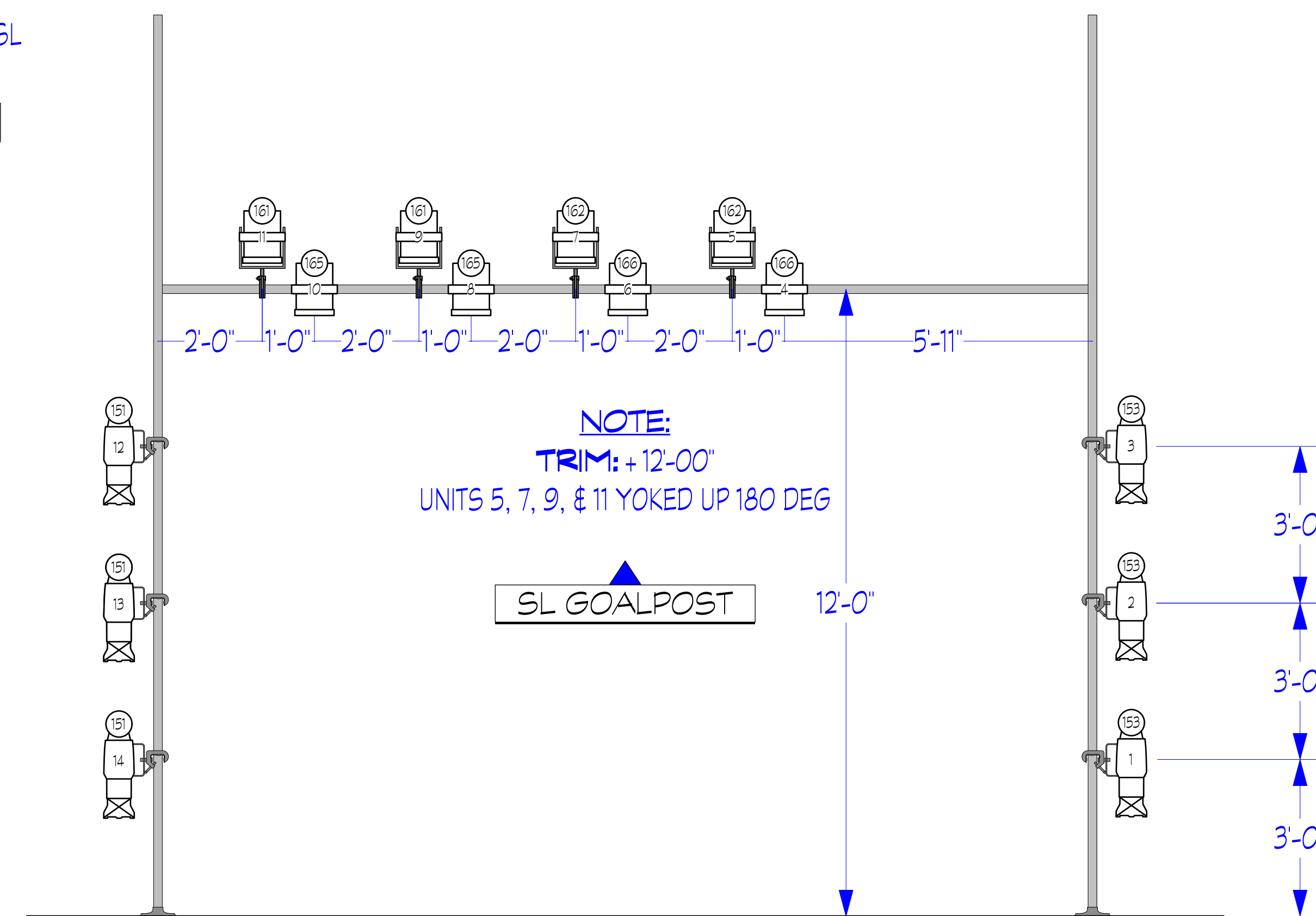
NOTE:
DIRECTLY UNDER A-PIPE
TOP PIPE TRIM: +15'-03"



NOTE:
TRIM: +11'-00"
DIRECTLY UNDER 13-PIPE
UNITS 1, 2, 9 & 10 YOKED UP 180 DEG




NOTE:
TRIM: +12'-00"
UNITS 5, 7, 9, & 11 YOKED UP 180 DEG



NOTE:
TRIM: +12'-00"
UNITS 5, 7, 9, & 11 YOKED UP 180 DEG



NOTE:
UNITS 1-3 YOKE DOWNSTAGE
90 DEG

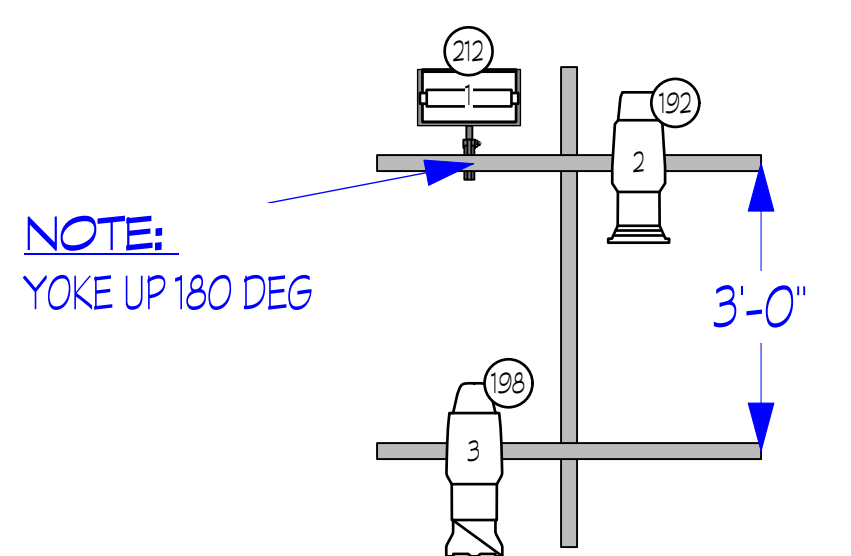


NOTE:
UNITS 12-14 YOKE UPSTAGE
90 DEG

NOTE:
UNITS 12-14 YOKE UPSTAGE
90 DEG

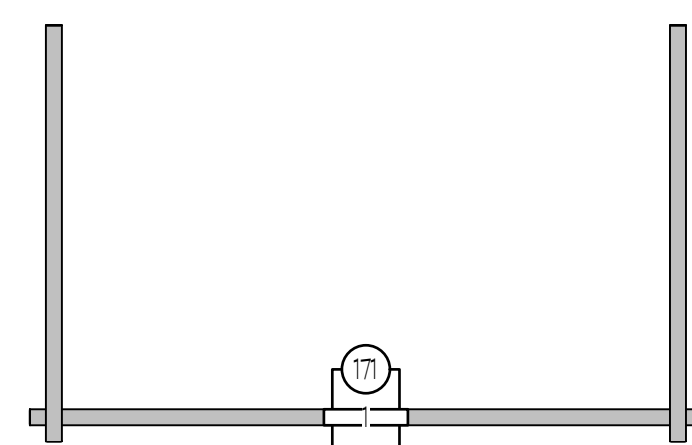


NOTE:
UNITS 1-3 YOKE DOWNSTAGE
90 DEG





NOTE:
YOKE UP 180 DEG

NOTE:
TOP PIPE TRIM: +16'-02"
FIXED POSITION IN GRID



NOTE:
TRIM: +11'-06"
DIRECTLY UNDER 1-PIPE

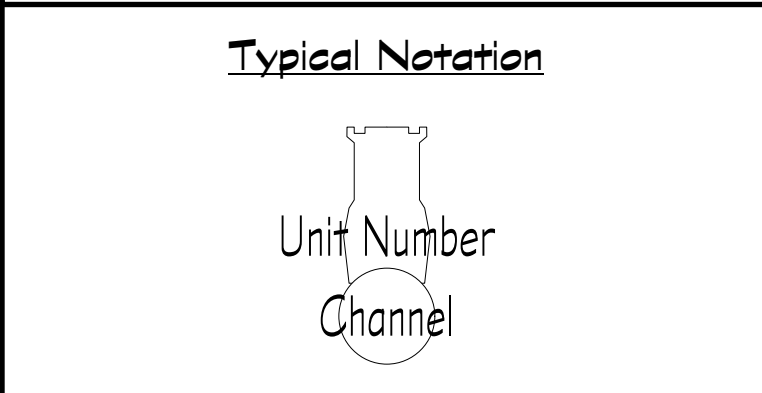


NOTE:
YOKE UP 180 DEG

NOTE:
TOP PIPE TRIM: +16'-02"
FIXED POSITION IN GRID



Key to Instrumentation		
Symbol	Description	Count
	ETC Source 4 18deg #75 W	13
	ETC Source 4 18deg #750 W	8
	ETC Source 4 26deg #75 W	19
	ETC Source 4 36deg #75 W	46
	ETC Source 4 50deg #75 W	26
	ETC Source 4 70deg #75 W	2
	ETC Source 4 70deg #750 W	2
	6' Fres #750W	6
	ETC Source4 Fresnel #750 W	17
	Chauvet Rogue R1 Wash #161 W	6
	Altman Spectra Cyc 100 #100W	12
	ETC ColorSource PAR Wide Oval #90 W	6
	ETC ColorSource PAR Wide Round #90 W	5
	ETC ColorSource PAR Medium Oval #90 W	1
	ETC ColorSource PAR Round #90 W	9
SFX INSTRUMENT		
	Look Solutions Unique 2.1 #1500 W	2



- General Notes**
- 1) MEASUREMENTS MADE FROM CENTER OF PIPE UNLESS OTHERWISE NOTED
 - 2) ALL ALTMAN SPECTRA CYC FIXTURES YOKED OUT 180DEG - FACING UPWARDS TOWARDS GRD
 - 3) ALL UNITS ARE TO HAVE APPROPRIATE FOCUS SLACK AND APPROPRIATE SAFETY HARDWARE
 - 4) PLEASE HAVE SPARE R19 & R132 AVAILABLE AT FOCUS
 - 5) ALL TAILDOWNS STIFFENED TO GRD
 - 6) ALL SIDE-ARMED OVERHEAD UNITS HUNG 1' FROM SIDEARM CLAMP
 - 7) INDIVIDUAL GRD SQUARE DIMENSIONS 3'0" X 3'0"
 - 8) ALL FROST SHOULD BE PLACED ON THE INSIDE OF THE LIGHT

THIS DRAWING REPRESENTS DESIGN INTENT, VISUAL CONCEPTS, AND CONSTRUCTION SUGGESTIONS ONLY. IT DOES NOT REPLACE THE KNOWLEDGE AND ADVICE OF A LICENSED STRUCTURAL ENGINEER.

THE DESIGNER IS UNQUALIFIED TO DETERMINE STRUCTURAL APPROPRIATENESS OF THIS DESIGN AND WILL NOT ASSUME RESPONSIBILITY FOR IMPROPER ENGINEERING, IMPLEMENTATION, OR HANDLING OF THE ELEMENTS OF THIS DESIGN.

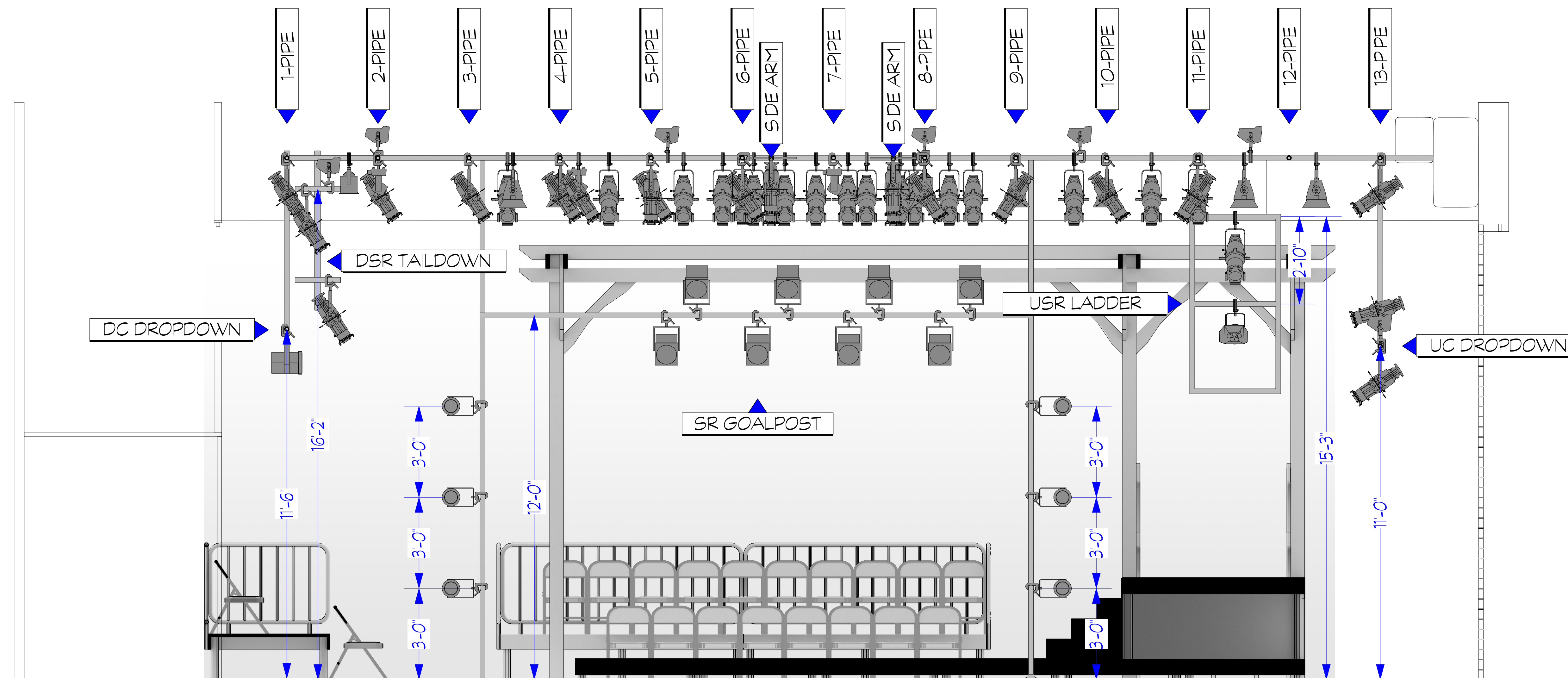
THE IMPLEMENTATION OF THIS DESIGN MUST COMPLY WITH THE MOST STRINGENT APPLICABLE FEDERAL AND LOCAL SAFETY AND FIRE CODES.

No.	Date	By	Revision Notes
1.	09/24/24	EM	PRELIMINARY
2.	09/28/24	EM	PRELIMINARY
3.1	10/08/24	EM	FINAL

1340 Macgowan Hall, UCLA
235 Charles E Young Dr E
Los Angeles, CA 90025

The Courage to Right A Woman's Wrongs
Directed By: Michael Hackett
Lighting Design By: Em Moore
+1 (415) 450 5798

ADDED POSITION ELEVATIONS	
Project Manager	Project ID
Christina Vaschiano	The Courage to Right A Woman's Wrongs
Drawn By	Scale
Em Moore	1/2" = 10'
Reviewed By	Sheet No.
Niki Alday	2
Date	of
1/25/2026	4
VAN No Name	



1 SECTION VIEW
Scale: 1/2" = 1'-0"

Key to Instrumentation		
Symbol	Description	Count
	ETC Source 4 18deg Ø575 W	13
	ETC Source 4 18deg Ø750 W	8
	ETC Source 4 26deg Ø575 W	19
	ETC Source 4 36deg Ø575 W	46
	ETC Source 4 50deg Ø575 W	26
	ETC Source 4 70deg Ø575 W	2
	ETC Source 4 70deg Ø750 W	2
	6' Fres Ø750W	6
	ETC Source4 Fresnel Ø750 W	17
	Chauvet Rogue R1 Wash Ø61 W	6
	Altman Spectra Cyc 100 Ø100W	12
	ETC ColorSource PAR Wide Oval Ø90 W	6
	ETC ColorSource PAR Wide Round Ø90 W	5
	ETC ColorSource PAR Medium Oval Ø90 W	1
	ETC ColorSource PAR Round Ø90 W	9
SFX INSTRUMENT		
	Look Solutions Unique 2.1 Ø1500 W	2

Typical Notation	
	Unit Number
	Channel

- General Notes**
- 1) MEASUREMENTS MADE FROM CENTER OF PIPE UNLESS OTHERWISE NOTED
 - 2) ALL ALTMAN SPECTRA CYC FIXTURES YOKED OUT 180DEG - FACING UPWARDS TOWARDS GRID
 - 3) ALL UNITS ARE TO HAVE APPROPRIATE FOCUS SLACK AND APPROPRIATE SAFETY HARDWARE
 - 4) PLEASE HAVE SPARE R19 & R12 AVAILABLE AT FOCUS
 - 5) ALL TALDDOWNS STIFFENED TO GRID
 - 6) ALL SIDE-ARMED OVERHEAD UNITS HUNG 1' FROM SIDEARM CLAMP
 - 7) INDIVIDUAL GRID SQUARE DIMENSIONS 3'0" X 3'0"
 - 8) ALL FROST SHOULD BE PLACED ON THE INSIDE OF THE LIGHT

THIS DRAWING REPRESENTS DESIGN INTENT, VISUAL CONCEPTS, AND CONSTRUCTION SUGGESTIONS ONLY. IT DOES NOT REPLACE THE KNOWLEDGE AND ADVICE OF A LICENSED STRUCTURAL ENGINEER.

THE DESIGNER IS UNQUALIFIED TO DETERMINE STRUCTURAL APPROPRIATENESS OF THIS DESIGN AND WILL NOT ASSUME RESPONSIBILITY FOR IMPROPER ENGINEERING, IMPLEMENTATION, OR HANDLING OF THE ELEMENTS OF THIS DESIGN.

THE IMPLEMENTATION OF THIS DESIGN MUST COMPLY WITH THE MOST STRINGENT APPLICABLE FEDERAL AND LOCAL SAFETY AND FIRE CODES.


No.	Date	By	Revision Notes
1.	09/24/24	EM	PRELIMINARY
2.	09/28/24	EM	PRELIMINARY
3.1	10/08/24	EM	FINAL

1340 Macgowan Hall, UCLA
235 Charles E Young Dr E
Los Angeles, CA 90025

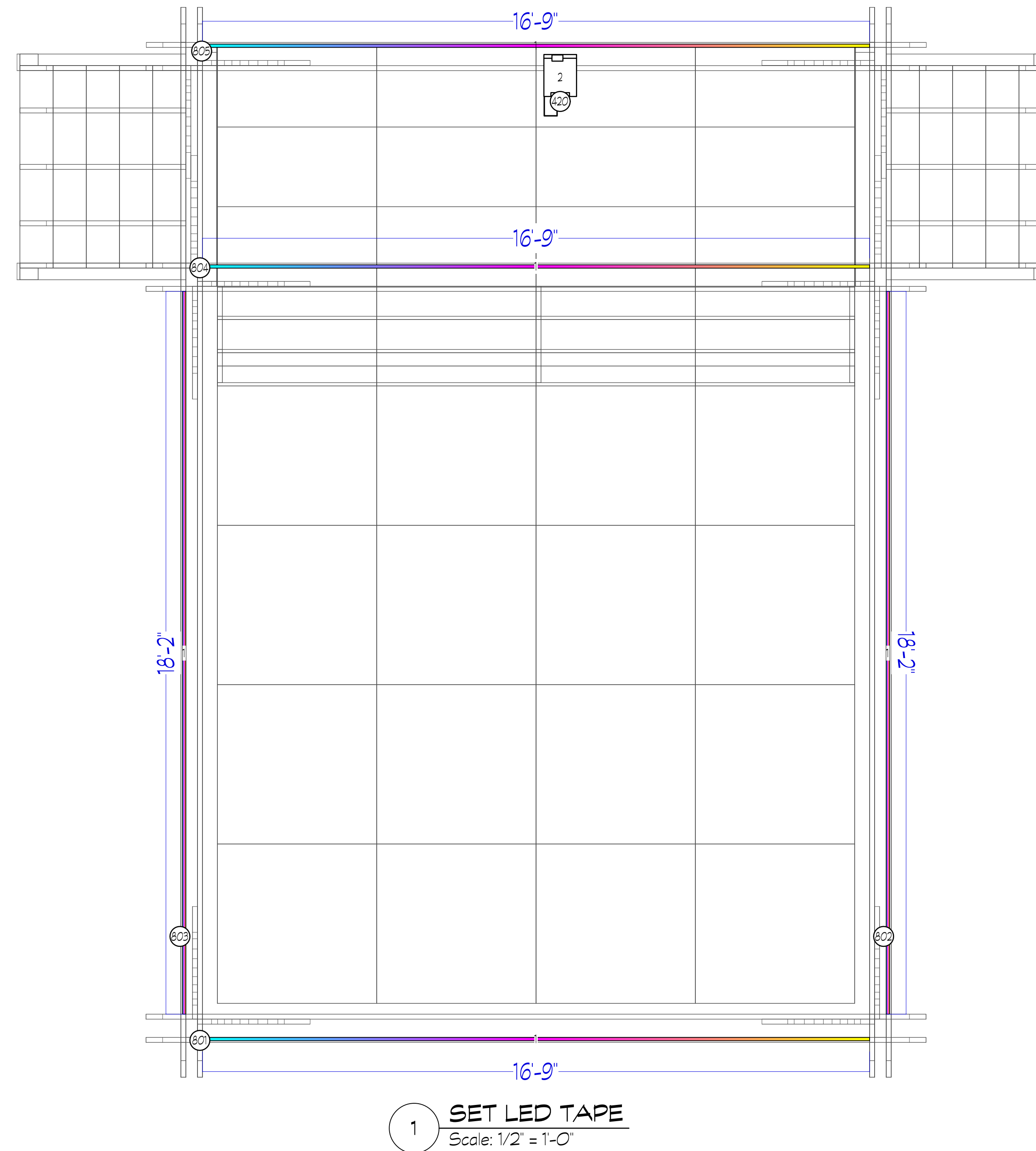
The Courage to Right A Woman's Wrongs
Directed By: Michael Hackett
Lighting Design By: Em Moore
+1 (415) 450 5798

SECTION VIEW	
Project Manager Christina Vacciano	Project ID The Courage to Right A Woman's Wrongs
Drawn By Em Moore	Scale 1/2" = 1'0"
Reviewed By Nick Alday	Sheet No. 3
Date 1/25/2026	of 4
VAN No Name	


NOTE SCALE CHANGE



NOTE PERGOLA BEAM LED TAPE CHANNEL 801, 804 & 805 TRIM:
+13'09" Eluxtra™ 5-in-1 LED Strip Light, 12V, Indoor, RGB2465K-5050-60-12V-5m
MOUNTED IN THE CENTER OF BEAM, SEGMENTS PER UNIT
PLACEMENT TBD BY SCENIC - BUILT INTO THE BEAM
ALL LED TAPE MUST BE ACCOMPANIED CHANNELING DIFFUSION



NOTE PERGOLA BEAM LED TAPE CHANNEL 802 & 803 TRIM:
+14'01" Eluxtra™ 5-in-1 LED Strip Light, 12V, Indoor, RGB2465K-5050-60-12V-5m
MOUNTED IN THE CENTER OF BEAM, SEGMENTS PER UNIT
PLACEMENT TBD BY SCENIC - BUILT INTO THE BEAM
ALL LED TAPE MUST BE ACCOMPANIED CHANNELING DIFFUSION



NOTE HAZE
HAZE PLACE ON BACK OF THE SET, FACING UPSTAGE WITH FAN

Key to Instrumentation		
Symbol	Description	Count
	ETC Source 4 18deg Ø75 W	13
	ETC Source 4 18deg Ø750 W	8
	ETC Source 4 26deg Ø75 W	19
	ETC Source 4 36deg Ø75 W	46
	ETC Source 4 50deg Ø75 W	26
	ETC Source 4 70deg Ø75 W	2
	ETC Source 4 70deg Ø750 W	2
	6" Fres Ø750W	6
	ETC Source4 Fresnel Ø750 W	17
	Chauvet Rogue R1 Wash Ø61 W	6
	Altman Spectra Cyc 100 Ø100W	12
	ETC ColorSource PAR Wide Oval Ø90 W	6
	ETC ColorSource PAR Wide Round Ø90 W	5
	ETC ColorSource PAR Medium Oval Ø90 W	1
	ETC ColorSource PAR Round Ø90 W	9
SFX INSTRUMENT		
	Look Solutions Unique 2.1 Ø1500 W	2

Typical Notation	
	Unit Number Channel

- General Notes**
- 1) MEASUREMENTS MADE FROM CENTER OF PIPE UNLESS OTHERWISE NOTED
 - 2) ALL ALTMAN SPECTRA CYC FIXTURES YOKED OUT 180DEG - FACING UPWARDS TOWARDS GRD
 - 3) ALL UNITS ARE TO HAVE APPROPRIATE FOCUS SLACK AND APPROPRIATE SAFETY HARDWARE
 - 4) PLEASE HAVE SPARE R19 & R32 AVAILABLE AT FOCUS
 - 5) ALL TALLDOWNS STIFFENED TO GRD
 - 6) ALL SIDE-ARMED OVERHEAD UNITS HUNG 1' FROM SIDEARM CLAMP
 - 7) INDIVIDUAL GRD SQUARE DIMENSIONS 3'0" X 3'0"
 - 8) ALL FROST SHOULD BE PLACED ON THE INSIDE OF THE LIGHT

THIS DRAWING REPRESENTS DESIGN INTENT, VISUAL CONCEPTS, AND CONSTRUCTION SUGGESTIONS ONLY. IT DOES NOT REPLACE THE KNOWLEDGE AND ADVICE OF A LICENSED STRUCTURAL ENGINEER.

THE DESIGNER IS UNQUALIFIED TO DETERMINE STRUCTURAL APPROPRIATENESS OF THIS DESIGN AND WILL NOT ASSUME RESPONSIBILITY FOR IMPROPER ENGINEERING, IMPLEMENTATION, OR HANDLING OF THE ELEMENTS OF THIS DESIGN.

THE IMPLEMENTATION OF THIS DESIGN MUST COMPLY WITH THE MOST STRINGENT APPLICABLE FEDERAL AND LOCAL SAFETY AND FIRE CODES.

No.	Date	By	Revision Notes
1.	09/24/24	EM	PRELIMINARY
2.	09/28/24	EM	PRELIMINARY
3.1	10/08/24	EM	FINAL

1340 Maggowan Hall, UCLA
235 Charles E Young Dr E
Los Angeles, CA 90025

The Courage to Right A Woman's Wrongs
Directed By: Michael Hackett
Lighting Design By: Em Moore
+1 (415) 450 5798

SET LED TAPE	
Project Manager Christina Vacciano	Project ID The Courage to Right A Woman's Wrongs
Drawn By Em Moore	Scale 1/2" = 1'-0"
Reviewed By Nick Alday	Sheet No. 4
Date 1/25/2026	of 4
VAN No Name	